



# The Ultimate Homeschool Guide

Everything you need to independently homeschool



A

**DK12**

Publication

"Tell me and I forget, teach me and I may remember, involve me and I learn."

— *Benjamin Franklin*

---

## Table Of Contents

Chapter 1: Welcome to Your Homeschooling Adventure	4
Chapter 2: Understanding the Homeschooling Landscape	6
Chapter 3: Navigating the Legal Landscape of Homeschooling	8
Chapter 4: Creating a Vision for Your Homeschool	10
Chapter 5: Choosing the Right Curriculum	12
Chapter 6: Organizing Your Homeschool Space	14
Chapter 7: Developing a Daily Routine	16
Chapter 8: Teaching Multiple Ages Together	18
Chapter 9: Hands-On Learning and Activities	20
Chapter 10: Incorporating Technology in Homeschooling	22
Chapter 11: Special Education and Accommodations in Homeschooling	24
Chapter 12: Assessments and Progress Tracking	26
Chapter 13: Socialization and Extracurricular Activities	28
Chapter 14: Homeschooling Through High School	30
Chapter 15: Overcoming Challenges and Burnout in Homeschooling	32

Chapter 16: Homeschooling on a Budget	34
Chapter 17: Integrating Global Awareness and Environmental Education	36
Chapter 18: Building a Homeschool Community	38
Chapter 19: Exploring Homeschooling Approaches and Philosophies	40
Chapter 20: Summary and Closing	42

# Chapter 1: Welcome to Your Homeschooling Adventure



## *Introduction to Homeschooling*

Embark on a fulfilling journey of homeschooling, where education aligns with your family's values, needs, and aspirations. This path offers the flexibility to integrate your beliefs and values into your child's learning experience.

### **Why Homeschooling?**

- **Personalized Education:** Tailor learning to your child's unique style and pace.
- **Flexible Scheduling:** Adapt educational hours to fit your family's rhythm.
- **Family Bonding:** Share in your child's learning journey, strengthening family ties.
- **Religious Freedom:** Integrate your faith and values seamlessly into your child's education.

### Utilizing This Guide


This guide is a resource for both novice and seasoned homeschoolers, providing strategies, tips, and insights.

### **Action Item:** Draft Your Homeschooling Vision Statement

- Reflect on your motivations for homeschooling, including the role of religious or personal values.
- Write a vision statement, outlining your educational goals and the principles that guide your homeschooling journey.

*On Chapter 2, we'll delve into the homeschooling landscape, providing context and an action item for engagement.*

# Chapter 2: Understanding the Homeschooling Landscape



## *Exploring the World of Homeschooling*

Gain a broader perspective of homeschooling, its diverse methods, and its growing community. Understanding the different approaches helps you find the best fit for your family.

### **Homeschooling Today**

- **Diverse Methods:** From classical to unschooling, each method offers unique benefits.
- **Growing Community:** Homeschooling's popularity is on the rise, offering a rich community of resources and support.

#### **Action Item:** Research Homeschooling Methods

- Explore various homeschooling methods and philosophies. Resources like books, blogs, and homeschooling forums can offer insights.
- Make a list of methods that resonate with your family's learning style and values, including how they might integrate with your religious beliefs.

*Next, Chapter 3 will navigate the legal aspects of homeschooling, providing critical information and an actionable step.*

---

# Chapter 3: Navigating the Legal Landscape of Homeschooling



## *Understanding Your Responsibilities*

Every state has its own set of laws and regulations for homeschooling. Familiarizing yourself with these rules is crucial to ensure that your homeschool operates legally and effectively.

### **Legal Essentials**

- **State Laws:** Homeschooling laws vary by state, covering aspects like attendance, curriculum standards, and record-keeping.
- **Notification Requirements:** Some states require notifying the local school district of your decision to homeschool.
- **Assessment Rules:** Be aware of any required standardized tests or evaluations.

### **Action Item:** Legal Compliance Checklist

- Research and list the specific homeschooling laws and requirements in your state.
- Create a compliance checklist, including steps like notification to the school district, understanding assessment requirements, and setting up record-keeping systems.
- DK12 offers resources on understanding and complying with state-specific homeschooling laws.

*[Check out your state homeschool laws on Discovery K12 here.](#)*

*Chapter 4 will guide you through creating a vision and setting goals for your homeschooling experience, with a practical action item.*

# Chapter 4: Creating a Vision for Your Homeschool



## *Setting Goals and Objectives*

Defining clear educational goals helps guide your homeschooling journey. It ensures that your child's learning aligns with your family's values, aspirations, and religious beliefs.

### **Crafting Your Educational Vision**

- **Goals and Aspirations:** Consider what you want your child to achieve academically, morally, and personally.
- **Incorporating Values:** Include your family's religious, ethical, and moral values in your educational vision.

#### **Action Item:** Develop Your Educational Goals

- Write specific educational goals for your homeschool, including academic achievements and character development.
- Create a plan on how to integrate these goals into your daily homeschooling routine, ensuring they align with your state's educational standards.

*Next, Chapter 5 will delve into choosing the right curriculum, with tips and an action item to guide you.*

---

# Chapter 5: Choosing the Right Curriculum



## *Selecting Educational Materials*

The right curriculum is foundational to your homeschooling success. It should align with your educational goals, your child's learning style, and incorporate your family's values, including religious beliefs.

### Curriculum Selection Criteria

- **Learning Styles:** Choose a curriculum that matches your child's learning preferences, whether it's hands-on, visual, auditory, or a combination.
- **Value Integration:** Look for materials that allow you to weave in your family's religious and moral values seamlessly.

### **Action Item:** Curriculum Exploration

- Research and list several curricula that align with your educational goals and values.
- Evaluate each based on how well it matches your child's learning style and your family's educational philosophy. Consider requesting samples or trial access where available.

*DK12's Curriculum includes: •180 days of curriculum for Pre-K to 12th grade •Over 20,000 lessons with 1000+ quizzes and tests •100+ academic and classic literature ebooks*

*On Chapter 6, we'll tackle organizing your homeschool environment, offering strategies and an actionable step.*

# Chapter 6: Organizing Your Homeschool Space



## *Creating an Effective Learning Environment*

A well-organized homeschool space fosters an environment conducive to learning. It helps maintain focus and efficiency, whether it's a dedicated room or a multi-use area in your home.

### Setting Up Your Space

- Designated Area: Choose a specific area in your home for schooling activities.
- Organizational Tools: Use shelves, bins, and folders to keep educational materials and records organized and accessible.

### **Action Item:** Organize Your Homeschool Space

- Set up and organize your homeschool area. Include necessary supplies and consider how the space can be adapted for different types of learning activities.
- Create a system for organizing homeschool materials, ensuring they are easily accessible to your child.

*Chapter 7 will guide you in developing a daily routine, offering strategies and an action step.*

---

# Chapter 7: Developing a Daily Routine



## *Establishing Structure and Flexibility*

A well-planned daily routine provides structure to your homeschooling day while allowing flexibility to accommodate your child's changing needs and interests.

### Creating a Balanced Schedule

- Structured vs. Flexible Time: Balance structured academic time with periods for creative, physical, and free play.
- Breaks: Include short breaks to keep your child engaged and reduce fatigue.

### **Action Item:** Design Your Daily Routine

- Create a daily schedule that includes a mix of educational activities, breaks, and free play.
- Test and adjust the routine over a week to find the right balance that keeps your child engaged and motivated.

*Discovery K12 works with your daily schedule, allowing you to create an ideal homeschool routine that works best for your children.*

*Chapter 8 will focus on teaching multiple ages together, with practical strategies and an action step.*

# Chapter 8: Teaching Multiple Ages Together



## *Strategies for Multi-Age Education*

Teaching children of different ages together is a unique aspect of homeschooling. It requires creativity and flexibility but can be deeply rewarding and effective.

### Multilevel Teaching Approaches

- Collaborative Learning: Encourage older children to help teach younger ones, fostering a sense of responsibility and cooperation.
- Individualized Instruction: While some subjects can be taught to all ages together, others may need tailored approaches.

### **Action Item:** Plan a Multi-Age Lesson

- Develop a lesson plan that can be adapted for multiple age groups. Choose a topic that lends itself to different complexity levels.
- Observe how each child engages with the material and adjust your teaching methods to meet their individual needs.

*Discovery K12 offers a unique special content section based off of a schoolhouse method that applies to different age groups as a whole. Recommended for 3rd to 12th grade*

*Chapter 9 will explore hands-on learning and activities, providing ideas and a practical step to implement.*

---

# Chapter 9: Hands-On Learning and Activities



## *Engaging in Experiential Learning*

Hands-on activities are crucial in homeschooling, making learning more engaging and concrete, especially in subjects like science, math, and the arts.

### Ideas for Hands-On Learning

- **Project-Based Activities:** Involve children in projects that require critical thinking and creativity.
- **Real-World Application:** Use everyday experiences as learning opportunities, such as cooking to teach measurements.


### **Action Item:** Plan a Hands-On Project

- Choose a topic and plan a project or activity that involves active participation.
- Ensure the activity is adaptable for all ages and encourages exploration and discovery.

*Discovery K12 offers **36 weeks of STEM** including hands on projects that teach the importance of science, technology, engineering, and math.*

*Chapter 10 will delve into incorporating technology in your homeschooling, along with an action step.*

# Chapter 10: Incorporating Technology in Homeschooling



## *Harnessing Digital Tools for Enhanced Learning*

Technology can greatly enrich the homeschooling experience, providing access to a vast array of educational resources and interactive learning opportunities.

### Effective Use of Educational Technology

- **Online Resources:** Utilize educational websites, apps, and online courses to supplement traditional learning materials.
- **Digital Literacy:** Teach children how to use technology responsibly and effectively for research and learning.

### **Action Item:** Integrate a Tech-Based Lesson

- Identify and incorporate a technology-based resource into your curriculum. This could be an educational app, an online course, or a research project using digital tools.
- Monitor and adjust the use of technology to ensure it complements rather than dominates the learning experience.
- Reference DK12's digital tools or online courses that can enhance the homeschooling experience.

*Discovery K12 is available from every device, ensuring your children can learn and follow our curriculum from anywhere at anytime*

*Chapter 11 will address special education and accommodations in homeschooling, offering guidance and an actionable approach.*

# Chapter 11: Special Education and Accommodations in Homeschooling



## *Customizing Homeschool for Diverse Learning Needs*

Homeschooling allows for tailored educational experiences, particularly beneficial for children with special needs or learning differences.

### Strategies for Special Education

- Individualized Plans: Develop personalized education plans that address specific learning needs and strengths.
- Resource Utilization: Seek out specialized resources, tools, and support networks designed for special education.

### **Action Item:** Create a Customized Learning Plan

- Evaluate your child's unique educational needs and research specific teaching strategies and resources that cater to these needs.
- Draft a customized learning plan, incorporating necessary accommodations and tools to support your child's learning.

*Chapter 12 will focus on assessments and progress tracking in homeschooling, with a practical step to ensure effective evaluation.*

---

# Chapter 12: Assessments and Progress Tracking



## *Evaluating Academic Growth in Homeschooling*

Regular assessment and tracking are essential in homeschooling to measure educational progress and inform future instruction.

### Key Elements of Assessment

- **Variety of Methods:** Use a mix of formal and informal assessment techniques, including tests, quizzes, and observational assessments.
- **Progress Documentation:** Keep a portfolio of your child's work to document their progress and achievements.

### **Action Item:** Implement a Progress Tracking System

- Set up a simple system for tracking and documenting your child's academic progress. This can include regular tests, project evaluations, and a portfolio of completed work.
- Review and adjust your teaching methods based on these assessments to better meet your child's learning needs.

*With an upgraded Parent/Teacher account from DK12 you get advanced tracking, and reporting.*

*Chapter 13 will cover socialization and extracurricular activities, providing tips and an actionable strategy for integrating social learning into homeschooling.*

---

# Chapter 13: Socialization and Extracurricular Activities



## *Fostering Social Skills in Homeschooling*

Socialization is a key aspect of a child's development. Homeschooling allows for diverse and meaningful social interactions in various settings.

### Encouraging Social Development

- Homeschool Groups: Engage with local homeschool communities for social and educational activities.
- Extracurriculars: Enroll in sports, music, arts, or other clubs to provide social interaction outside the homeschool environment.

### **Action Item:** Plan a Social Learning Activity

- Arrange for your child to participate in a group activity, club, or event outside the home. This could be a homeschool co-op, a sports team, or a community service project.
- Observe and discuss with your child their experiences and learnings from these social interactions.
- Mention any social or group learning opportunities offered by DK12, like virtual clubs or online meet-ups.

*Chapter 14 will delve into homeschooling through high school, discussing preparation for higher education and career exploration, along with an actionable step.*

---

# Chapter 14: Homeschooling Through High School



## *Preparing for Post-Homeschool Success*

Homeschooling through high school involves careful planning to prepare for college, vocational training, or entering the workforce.

### Navigating High School at Home

- College Preparation: Understand college admissions requirements, including coursework, standardized tests, and extracurriculars.
- Vocational and Technical Paths: Explore vocational and technical training opportunities for career-oriented education.

### **Action Item:** High School Education Planning

- Develop a high school plan outlining the courses, skills, and experiences your child will need for their post-high school goals, whether it's college or a career path.
- Research and incorporate resources such as online AP courses, community college classes, or vocational training programs as part of your high school curriculum.

*Chapter 15 will address overcoming challenges and burnout in homeschooling, with strategies and an actionable plan for maintaining a healthy learning environment.*

---

# Chapter 15: Overcoming Challenges and Burnout in Homeschooling



## *Managing and Preventing Homeschool Burnout*

Homeschooling, while rewarding, can present challenges for both parents and students. Recognizing and addressing these challenges is key to a healthy homeschooling experience.

### Strategies to Combat Burnout

- Self-Care for Parents: Incorporate regular self-care routines to avoid burnout.
- Engagement Strategies: Keep learning interesting with diverse teaching methods and materials to maintain student engagement.

### **Action Item:** Develop a Burnout Prevention Plan

- Create a plan for self-care and relaxation, including regular breaks from teaching and personal time.
- Implement varied learning activities to keep the curriculum engaging and prevent student fatigue.

*Chapter 16 will focus on homeschooling on a budget, offering tips for cost-effective homeschooling and an actionable step to manage expenses.*

---

# Chapter 16: Homeschooling on a Budget



## *Effective Learning Without High Costs*

Homeschooling can be cost-effective with strategic planning and resourcefulness. Budget-friendly approaches ensure a high-quality education without excessive spending.

### Tips for Economical Homeschooling

- **Free and Low-Cost Resources:** Leverage libraries, online educational resources, and community programs.
- **Second-Hand Materials:** Buy, sell, or exchange used textbooks and educational materials in homeschooling communities.

### **Action Item:** Create a Budget Plan

- Draft a budget for your homeschooling needs, identifying areas where you can use free resources or purchase second-hand items.
- Regularly review and adjust your budget plan to optimize your spending and resource usage.

*Discovery K12 offers free student accounts with access to a full curriculum and affordable resources or subscription plans that cater to budget-conscious homeschooling families.*

*Chapter 17 will explore integrating global awareness and environmental education into your homeschool curriculum, along with a practical action step.*

---

# Chapter 17: Integrating Global Awareness and Environmental Education



## *Expanding Learning Beyond Borders*

Incorporating global awareness and environmental education is crucial in preparing students to be informed and responsible global citizens.

### Cultivating a Global Perspective

- **Current Events:** Discuss global news and events to foster awareness of world issues.
- **Cultural Studies:** Explore different cultures through various mediums to encourage understanding and respect.
- **Environmental Stewardship:** Teach sustainable practices and the importance of environmental conservation.

### **Action Item:** Plan a Global Awareness Project

- Choose a global or environmental topic. Create a project or activity that explores this issue, encouraging research and critical thinking.
- Consider virtual field trips, interviews with experts, or community service projects related to the chosen topic.

*Chapter 18 will cover building a homeschool community, offering guidance on forming support networks and an action step to get connected.*

---

# Chapter 18: Building a Homeschool Community



## *Forming Supportive Networks for Homeschoolers*

A thriving homeschool community offers invaluable support, shared resources, and social opportunities for both children and parents.

### Connecting with Fellow Homeschoolers

- Local Groups: Join or form local homeschool groups for collective learning and socializing.
- Online Forums: Participate in online homeschool communities for advice, resources, and support.

### **Action Item:** Engage with a Homeschool Community

- Research and connect with a local or online homeschool group.
- Attend a meeting or an event to start building relationships and sharing experiences with other homeschooling families.

*Join the Discovery K12 homeschool community. Meet likeminded parents and share best tips and tricks.*

*Chapter 19 will discuss different homeschooling approaches and philosophies, providing insights and an action step to explore educational methods.*

---

# Chapter 19: Exploring Homeschooling Approaches and Philosophies



## *Tailoring Education to Your Family's Style*

Understanding various homeschooling methods helps you create an educational approach that resonates with your family's values and your child's learning style.

### Diverse Educational Philosophies

- Montessori, Waldorf, Unschooling, and More: Each offers unique perspectives on child-led learning, creativity, and structure.
- Blended Approach: You might find combining elements from multiple philosophies works best for your family.

### **Action Item:** Explore Different Homeschooling Methods

- Research various homeschooling philosophies and methods.
- Experiment with aspects from different approaches over a week to see what works best for your child's learning and your family dynamics.

*DK12 offers a secular curriculum providing flexibility for parents.*

*In chapter 20, we will provide a comprehensive list of resources and further reading, along with guidance on how to continue your homeschooling education and development.*

---

# Chapter 20: Summary and Closing



## *Embracing the Homeschooling Journey*

As you embark on this homeschooling journey, remember that it is a path of growth, discovery, and deep connection. This guide has provided you with strategies, resources, and actionable steps to navigate the diverse aspects of homeschooling.

### Key Takeaways

- Tailor education to your child's needs and interests.
- Engage in a community for support and shared learning.
- Embrace flexibility and creativity in your teaching methods.

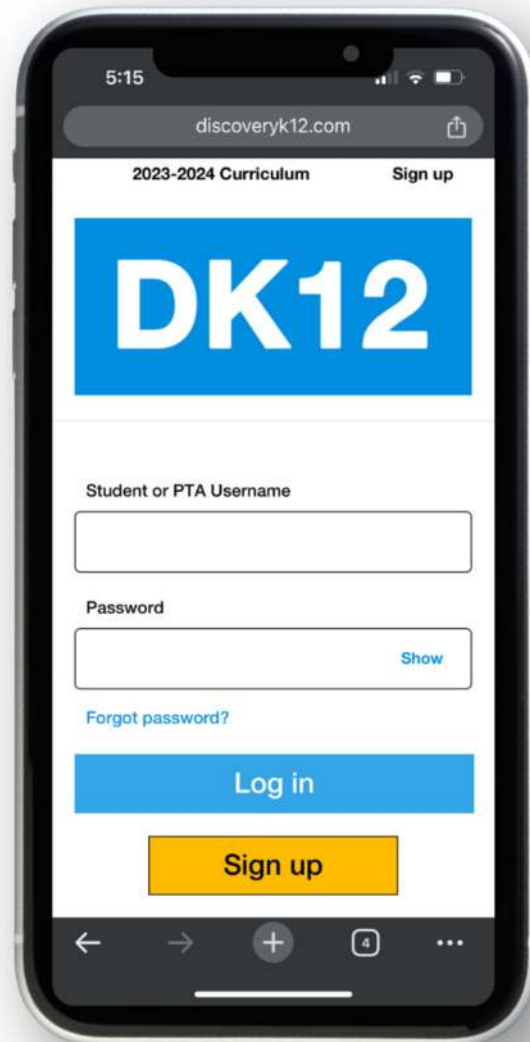
### **Closing Thoughts**

Homeschooling is a dynamic and rewarding journey. It's about shaping a love for learning, instilling values, and preparing your child for the future. Remember, you are not alone in this journey. The homeschooling community is a vibrant and supportive network, ready to assist you along the way.

*DK12 supports the homeschooling journey with its comprehensive resources including Pre-k to 12th grade curriculum.*

*Good luck, and enjoy the wonderful adventure of homeschooling!*

# Free Online Homeschool



Student accounts are **FREE**  
and include all curriculum!

**Learn more at [DK12.com](https://DK12.com)**